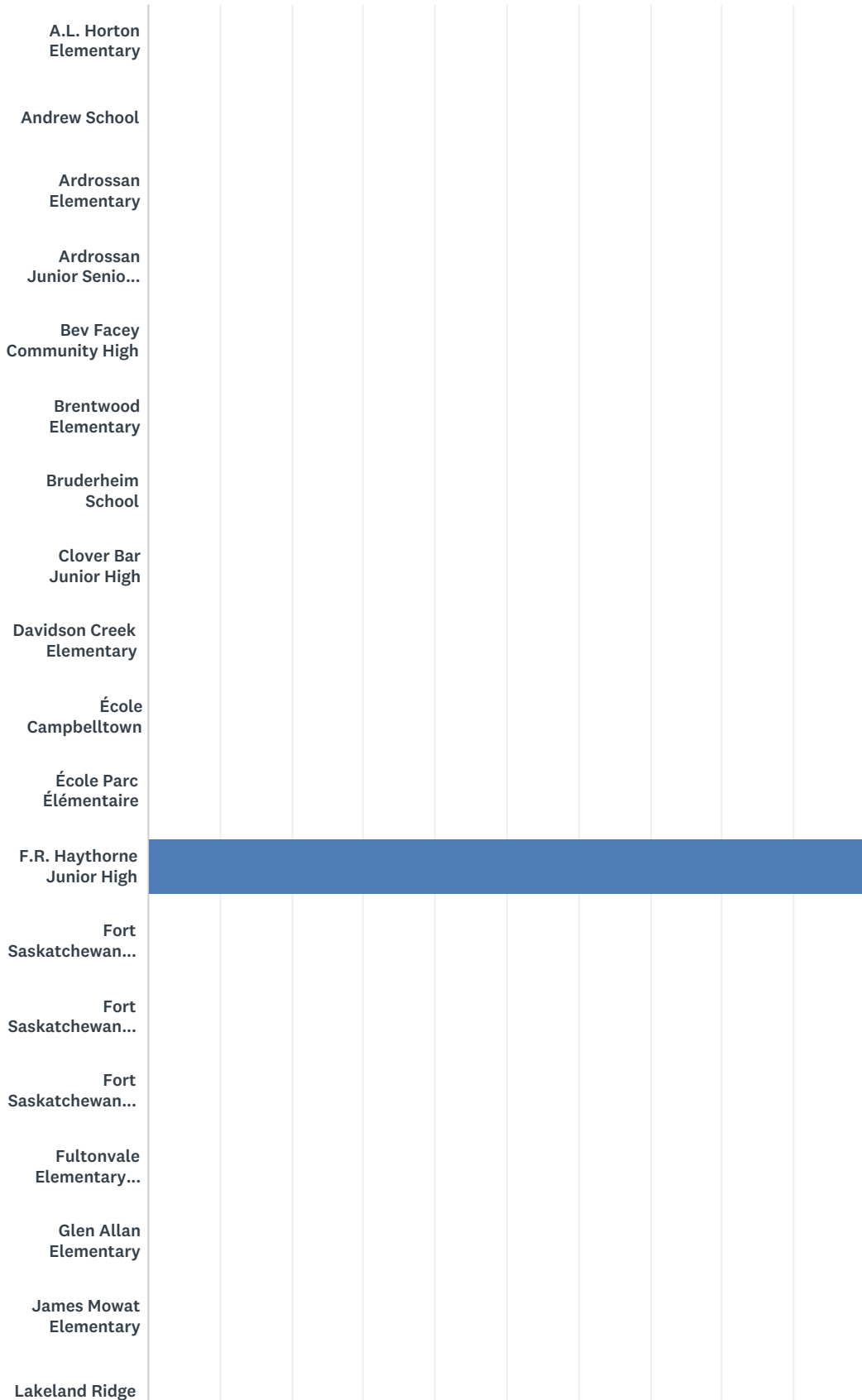


Q1 What school does your child currently attend?

Answered: 120 Skipped: 0



EIPS Parent Survey 2018-19



EIPS Parent Survey 2018-19

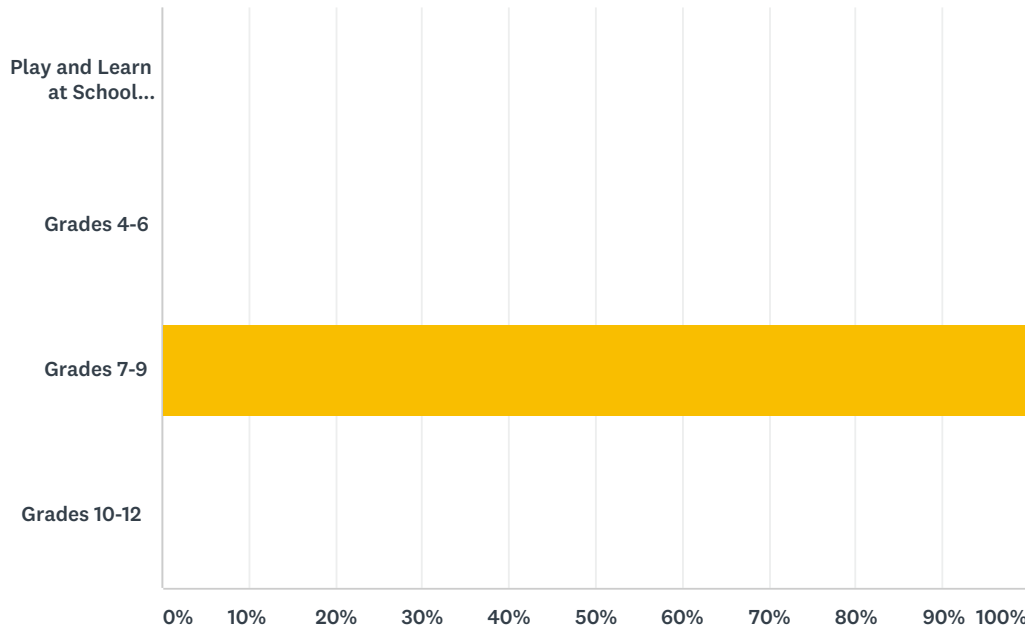
ANSWER CHOICES	RESPONSES	
A.L. Horton Elementary	0.00%	0
Andrew School	0.00%	0
Ardrossan Elementary	0.00%	0
Ardrossan Junior Senior High	0.00%	0
Bev Facey Community High	0.00%	0
Brentwood Elementary	0.00%	0
Bruderheim School	0.00%	0
Clover Bar Junior High	0.00%	0
Davidson Creek Elementary	0.00%	0
École Campbelltown	0.00%	0
École Parc Élémentaire	0.00%	0
F.R. Haythorne Junior High	100.00%	120
Fort Saskatchewan Christian	0.00%	0
Fort Saskatchewan Elementary	0.00%	0
Fort Saskatchewan Senior High	0.00%	0
Fultonvale Elementary Junior High	0.00%	0
Glen Allan Elementary	0.00%	0
James Mowat Elementary	0.00%	0
Lakeland Ridge	0.00%	0
Lamont Elementary	0.00%	0
Lamont High	0.00%	0
Mills Haven Elementary	0.00%	0
Mundare School	0.00%	0
Next Step/Outreach	0.00%	0
Pine Street Elementary	0.00%	0
Rudolph Hennig Junior High	0.00%	0
Salisbury Composite High	0.00%	0
Sherwood Heights Junior High	0.00%	0
SouthPointe School	0.00%	0
Strathcona Christian Academy Elementary	0.00%	0
Strathcona Christian Academy Secondary	0.00%	0
Uncas Elementary	0.00%	0
Vegreville Composite High	0.00%	0
Wes Hosford Elementary	0.00%	0

EIPS Parent Survey 2018-19

Westboro Elementary	0.00%	0
Win Ferguson Elementary	0.00%	0
Woodbridge Farms Elementary	0.00%	0
Wye Elementary	0.00%	0
TOTAL		120

Q2 What grade is your child currently in?

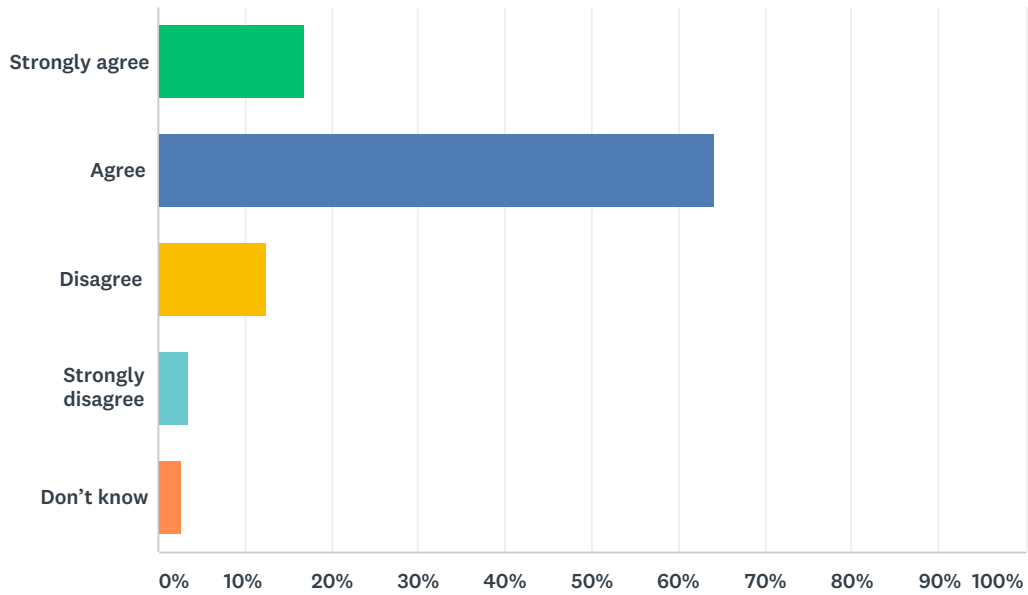
Answered: 120 Skipped: 0



ANSWER CHOICES	RESPONSES	
Play and Learn at School (PALS) Kindergarten	0.00%	0
Grades 1-3	0.00%	0
Grades 4-6	0.00%	0
Grades 7-9	100.00%	120
Grades 10-12	0.00%	0
TOTAL		120

Q3 My child's individual needs are met.

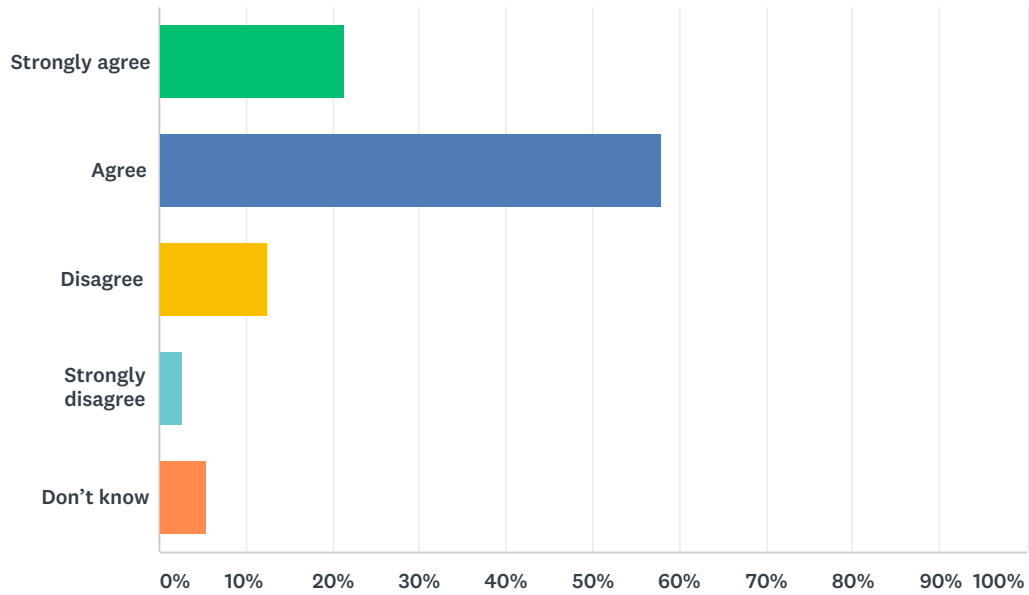
Answered: 112 Skipped: 8



ANSWER CHOICES	RESPONSES	
Strongly agree	16.96%	19
Agree	64.29%	72
Disagree	12.50%	14
Strongly disagree	3.57%	4
Don't know	2.68%	3
TOTAL		112

Q4 My child is encouraged at school to do his or her best.

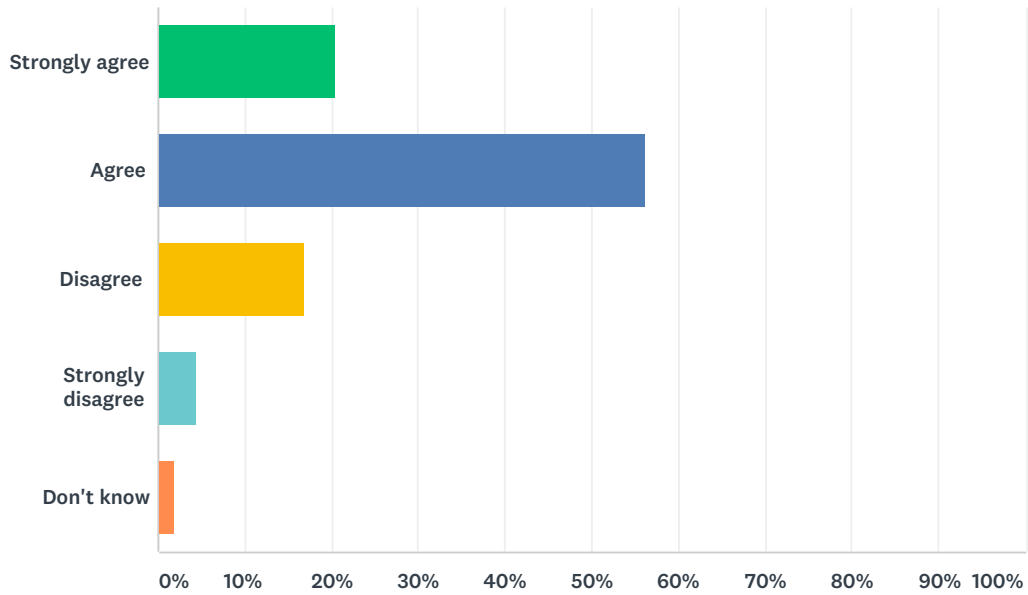
Answered: 112 Skipped: 8



ANSWER CHOICES	RESPONSES	
Strongly agree	21.43%	24
Agree	58.04%	65
Disagree	12.50%	14
Strongly disagree	2.68%	3
Don't know	5.36%	6
TOTAL		112

Q5 My child is demonstrating growth in literacy.

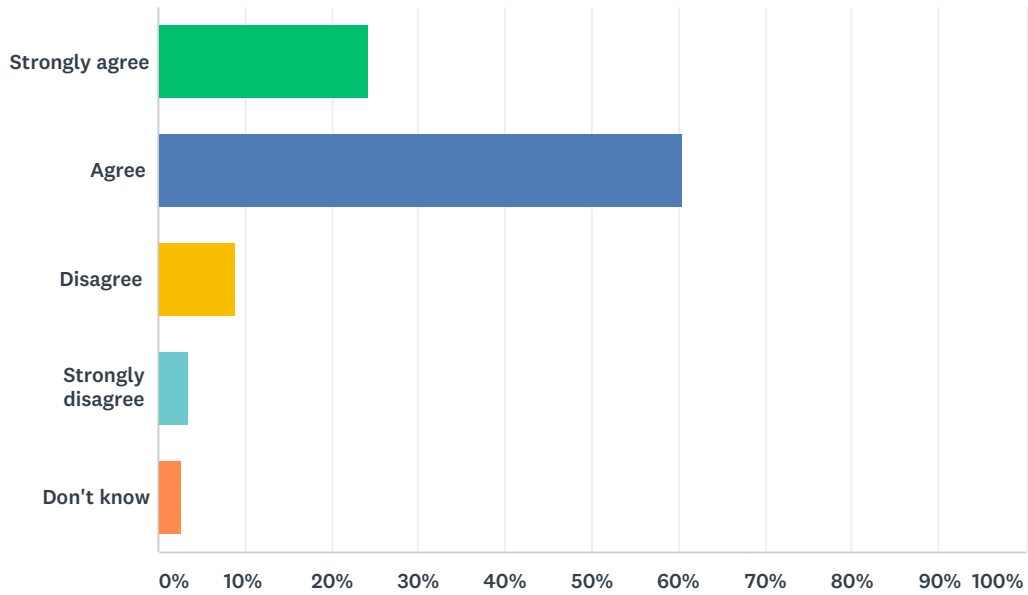
Answered: 112 Skipped: 8



ANSWER CHOICES	RESPONSES	
Strongly agree	20.54%	23
Agree	56.25%	63
Disagree	16.96%	19
Strongly disagree	4.46%	5
Don't know	1.79%	2
TOTAL		112

Q6 My child is demonstrating growth in numeracy.

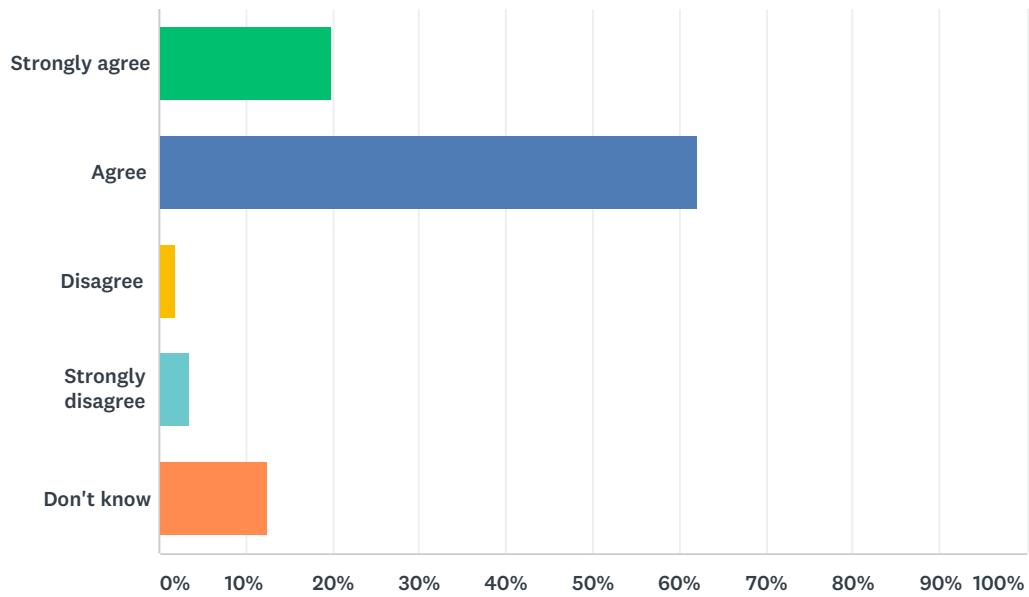
Answered: 111 Skipped: 9



ANSWER CHOICES	RESPONSES	
Strongly agree	24.32%	27
Agree	60.36%	67
Disagree	9.01%	10
Strongly disagree	3.60%	4
Don't know	2.70%	3
TOTAL		111

Q7 My child has an understanding of First Nations, Métis and Inuit culture and history.

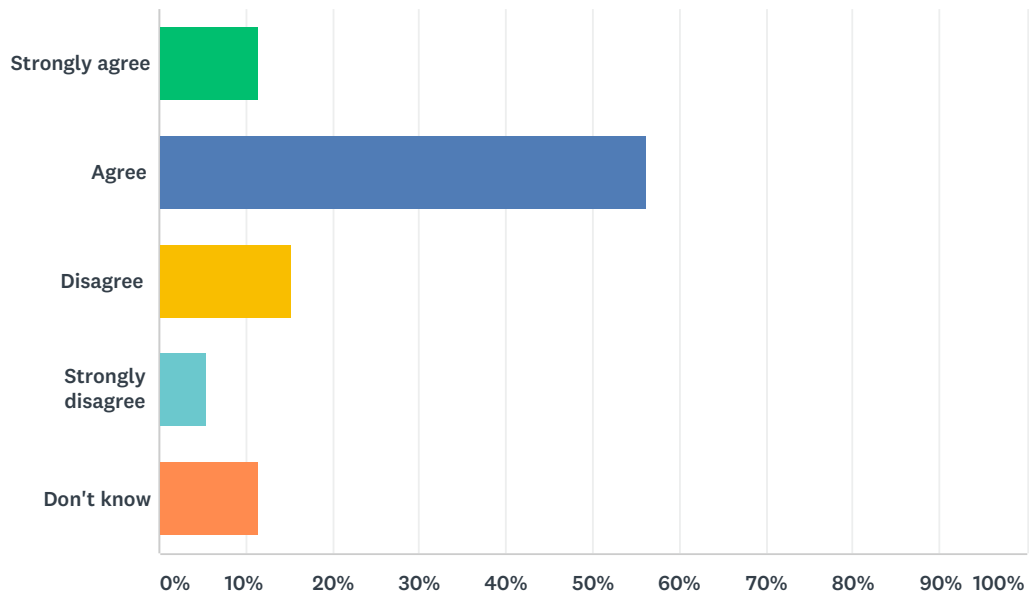
Answered: 111 Skipped: 9



ANSWER CHOICES	RESPONSES	
Strongly agree	19.82%	22
Agree	62.16%	69
Disagree	1.80%	2
Strongly disagree	3.60%	4
Don't know	12.61%	14
TOTAL		111

Q8 My child is being taught knowledge, skills and attitudes necessary to be successful in life.

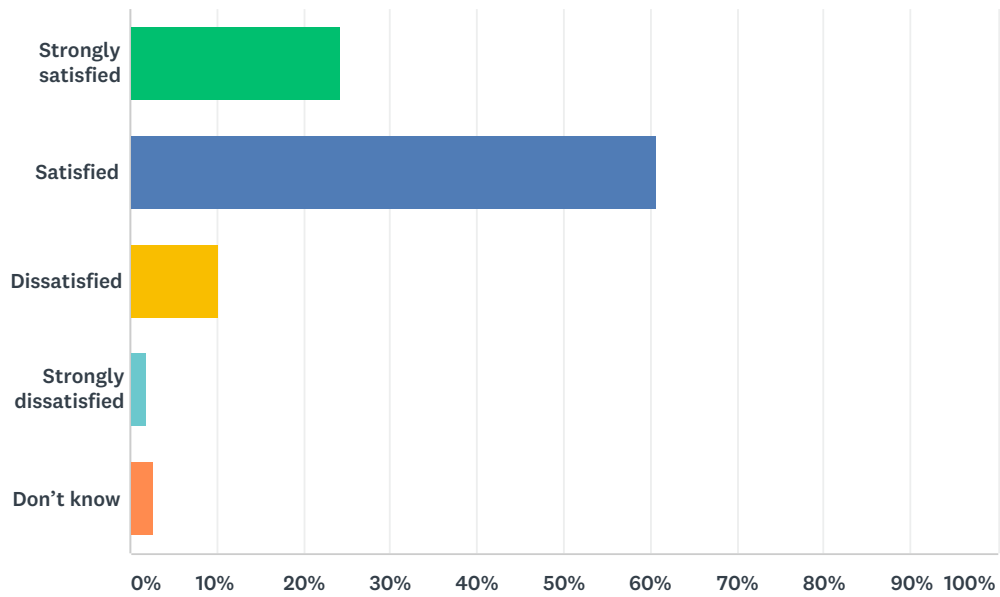
Answered: 112 Skipped: 8



ANSWER CHOICES	RESPONSES	
Strongly agree	11.61%	13
Agree	56.25%	63
Disagree	15.18%	17
Strongly disagree	5.36%	6
Don't know	11.61%	13
TOTAL		112

Q9 How satisfied are you with the quality of education your child is receiving at his or her school?

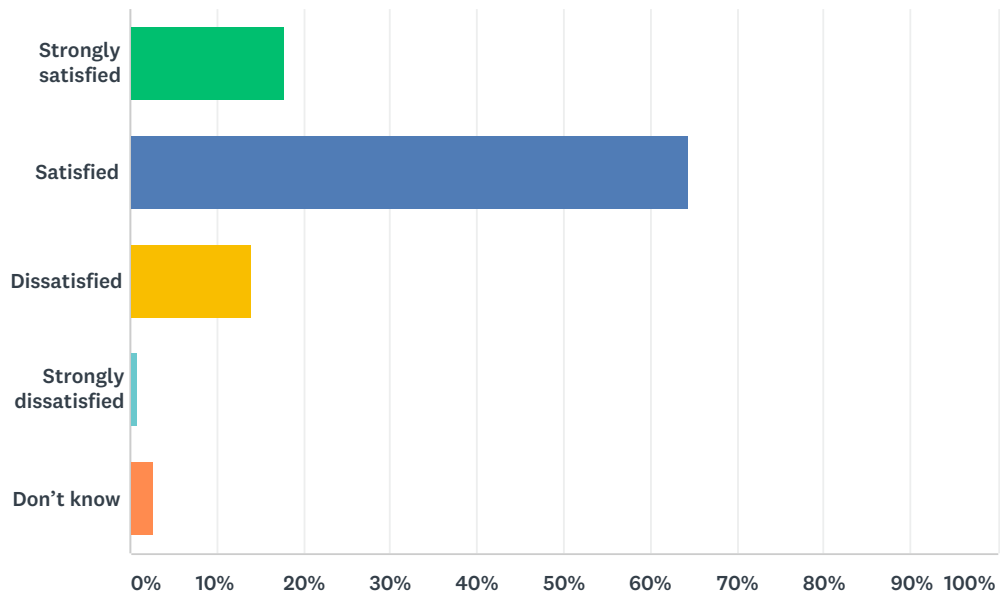
Answered: 107 Skipped: 13



ANSWER CHOICES	RESPONSES	
Strongly satisfied	24.30%	26
Satisfied	60.75%	65
Dissatisfied	10.28%	11
Strongly dissatisfied	1.87%	2
Don't know	2.80%	3
TOTAL		107

Q10 How satisfied are you with the quality of teaching at your child's school?

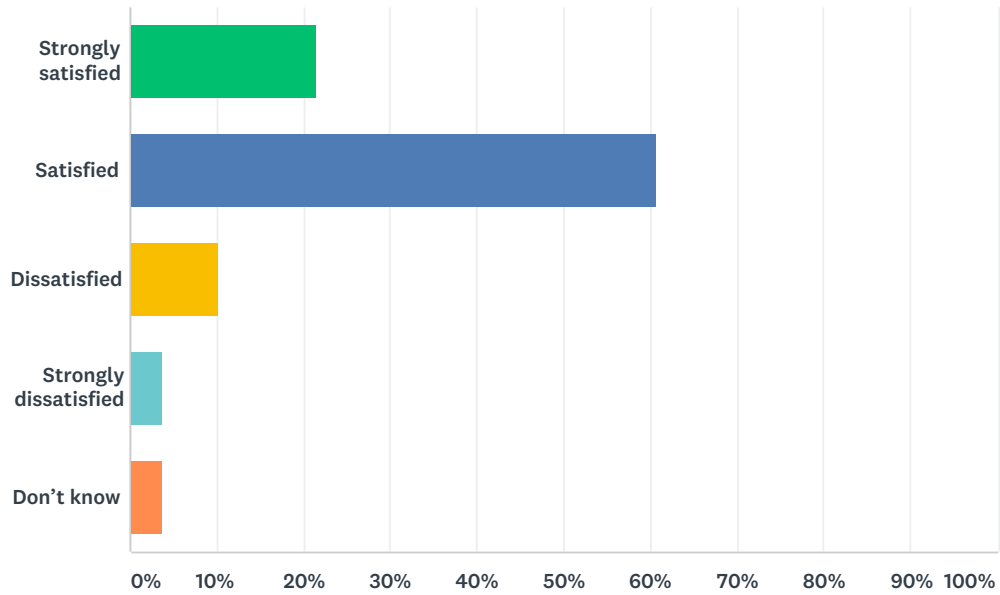
Answered: 107 Skipped: 13



ANSWER CHOICES	RESPONSES	
Strongly satisfied	17.76%	19
Satisfied	64.49%	69
Dissatisfied	14.02%	15
Strongly dissatisfied	0.93%	1
Don't know	2.80%	3
TOTAL		107

Q11 How satisfied are you with the leadership in your child's school?

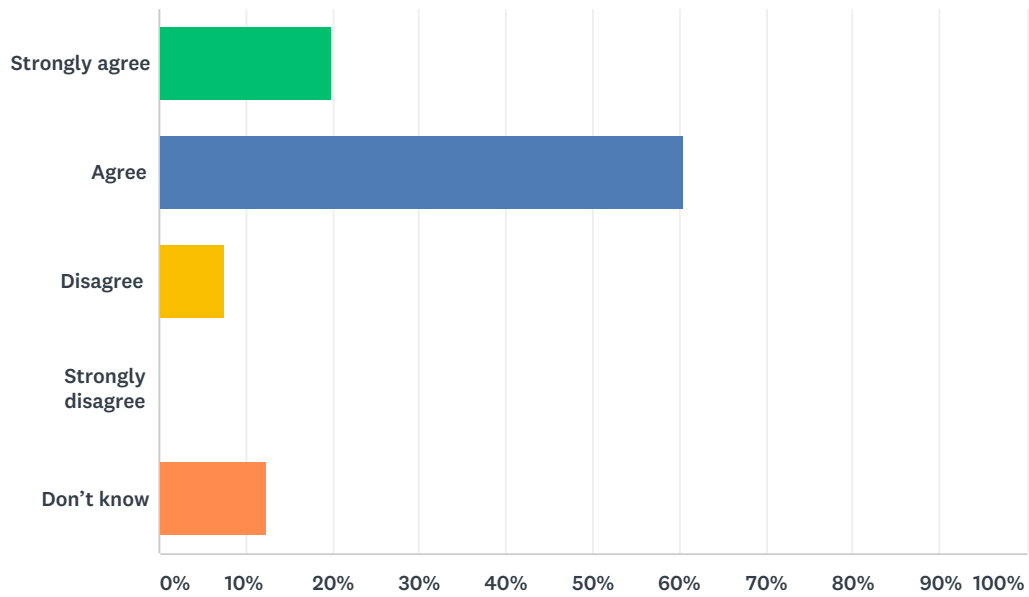
Answered: 107 Skipped: 13



ANSWER CHOICES	RESPONSES	
Strongly satisfied	21.50%	23
Satisfied	60.75%	65
Dissatisfied	10.28%	11
Strongly dissatisfied	3.74%	4
Don't know	3.74%	4
TOTAL		107

Q12 The rights and responsibilities of citizenship are reinforced in my child's school.

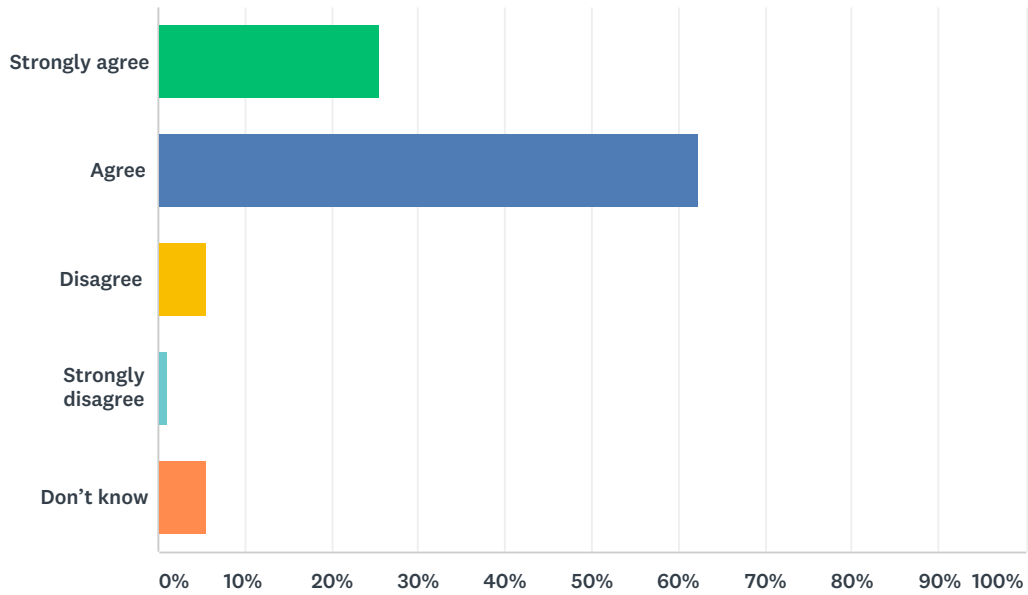
Answered: 106 Skipped: 14



ANSWER CHOICES	RESPONSES	
Strongly agree	19.81%	21
Agree	60.38%	64
Disagree	7.55%	8
Strongly disagree	0.00%	0
Don't know	12.26%	13
TOTAL		106

Q13 The school staff care about my child.

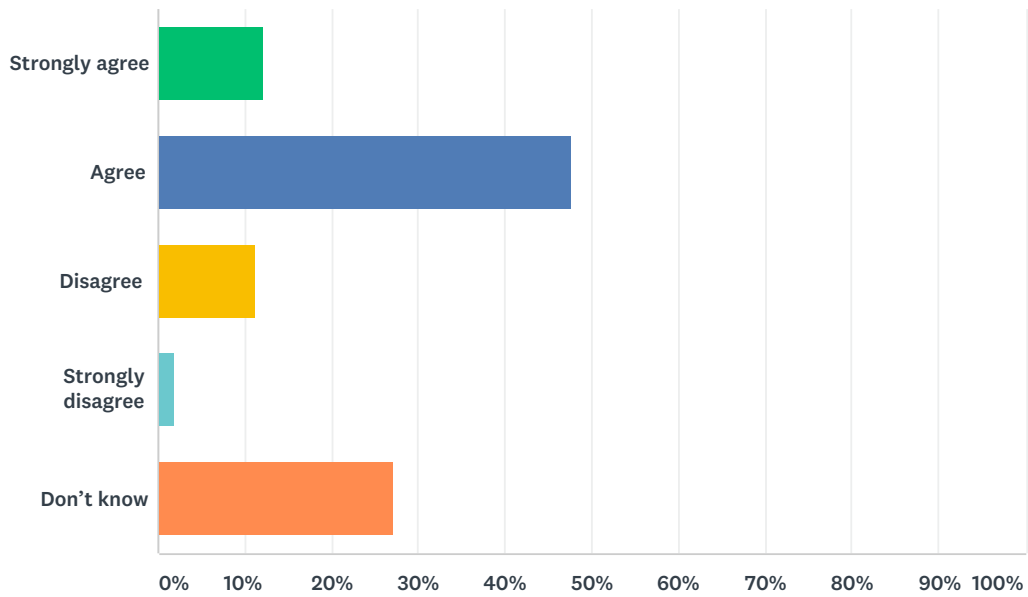
Answered: 106 Skipped: 14



ANSWER CHOICES	RESPONSES	
Strongly agree	25.47%	27
Agree	62.26%	66
Disagree	5.66%	6
Strongly disagree	0.94%	1
Don't know	5.66%	6
TOTAL		106

Q14 Discipline is handled in a fair and reasonable manner in my child's school.

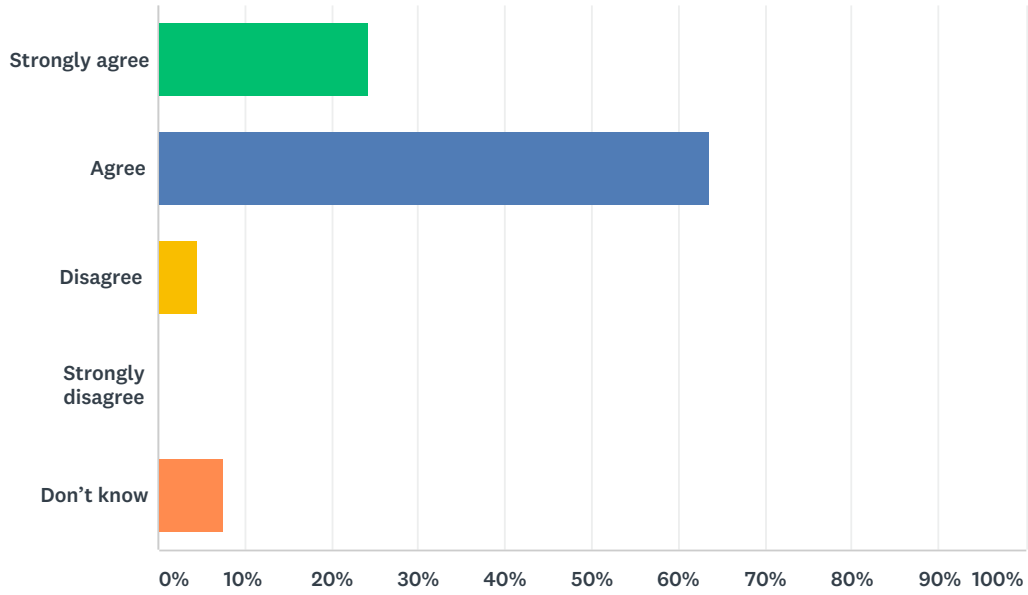
Answered: 107 Skipped: 13



ANSWER CHOICES	RESPONSES	
Strongly agree	12.15%	13
Agree	47.66%	51
Disagree	11.21%	12
Strongly disagree	1.87%	2
Don't know	27.10%	29
TOTAL		107

Q15 My child's school is safe.

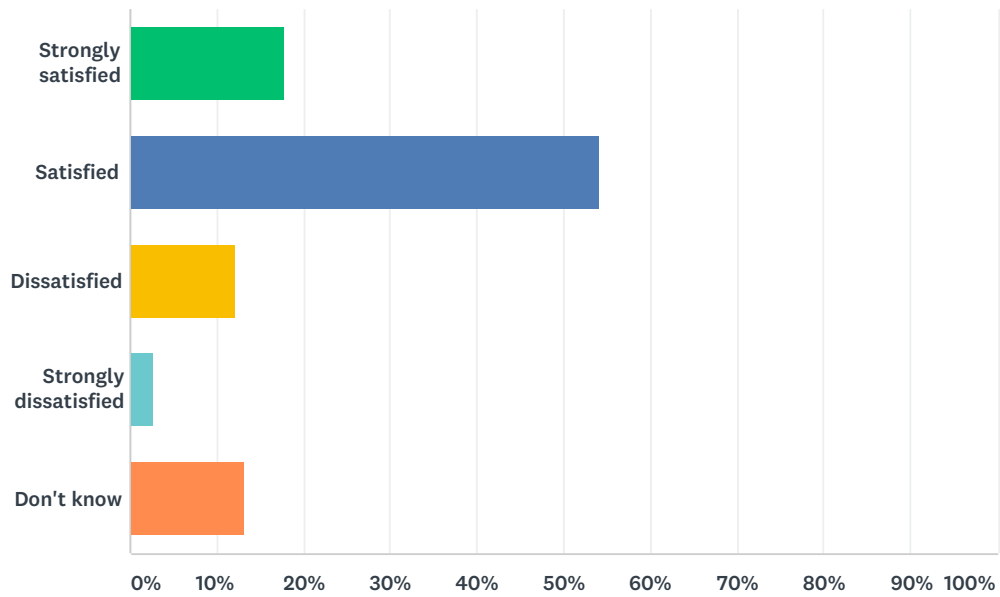
Answered: 107 Skipped: 13



ANSWER CHOICES	RESPONSES	
Strongly agree	24.30%	26
Agree	63.55%	68
Disagree	4.67%	5
Strongly disagree	0.00%	0
Don't know	7.48%	8
TOTAL		107

Q16 How satisfied are you with the resources available to support your child's learning?

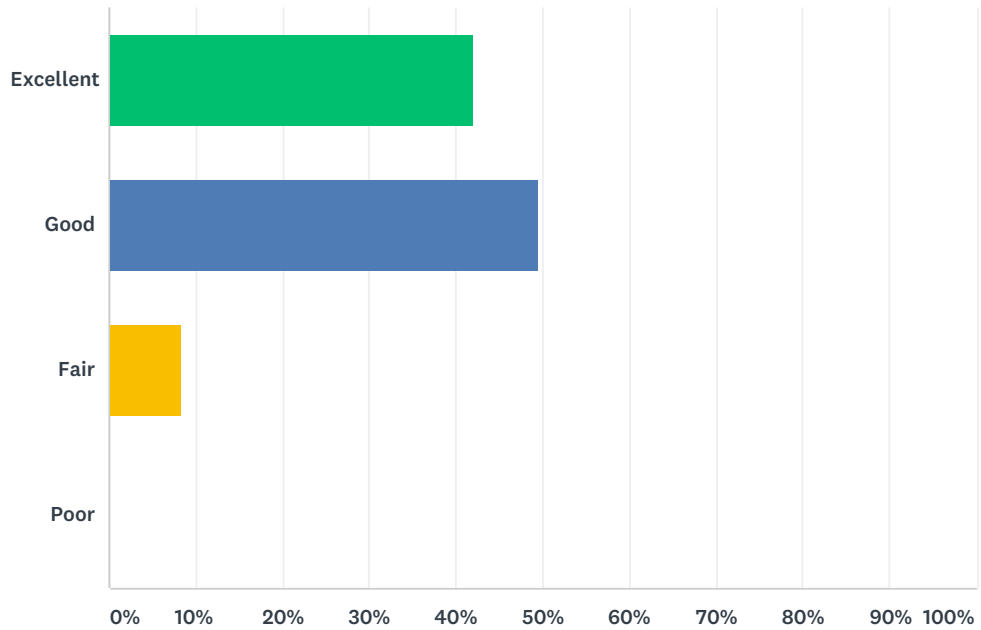
Answered: 107 Skipped: 13



ANSWER CHOICES	RESPONSES	
Strongly satisfied	17.76%	19
Satisfied	54.21%	58
Dissatisfied	12.15%	13
Strongly dissatisfied	2.80%	3
Don't know	13.08%	14
TOTAL		107

Q17 How would you rate the physical condition of your child's school?

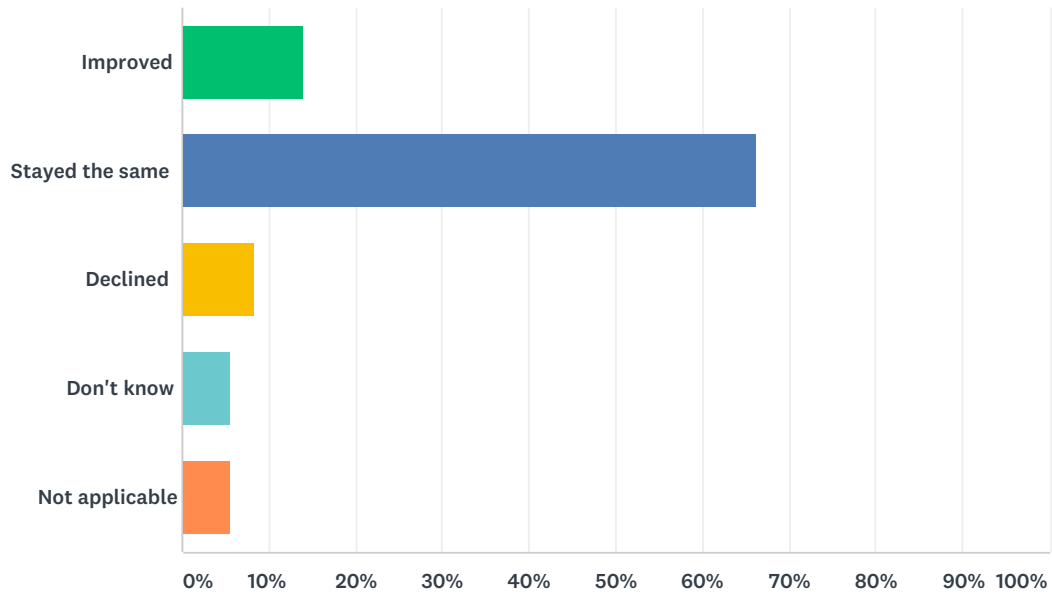
Answered: 107 Skipped: 13



ANSWER CHOICES	RESPONSES	
Excellent	42.06%	45
Good	49.53%	53
Fair	8.41%	9
Poor	0.00%	0
TOTAL		107

Q18 In your opinion, has the quality of education your child has experienced at school improved, stayed the same or declined in the past three years?

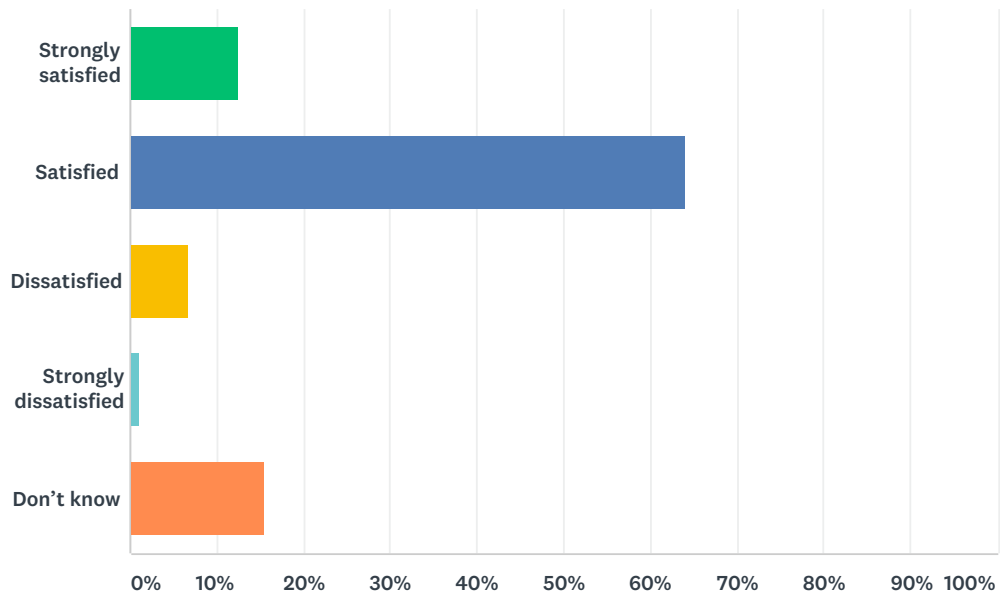
Answered: 107 Skipped: 13



ANSWER CHOICES	RESPONSES	
Improved	14.02%	15
Stayed the same	66.36%	71
Declined	8.41%	9
Don't know	5.61%	6
Not applicable	5.61%	6
TOTAL		107

Q19 How satisfied are you with the opportunity to be involved in decisions at your child's school?

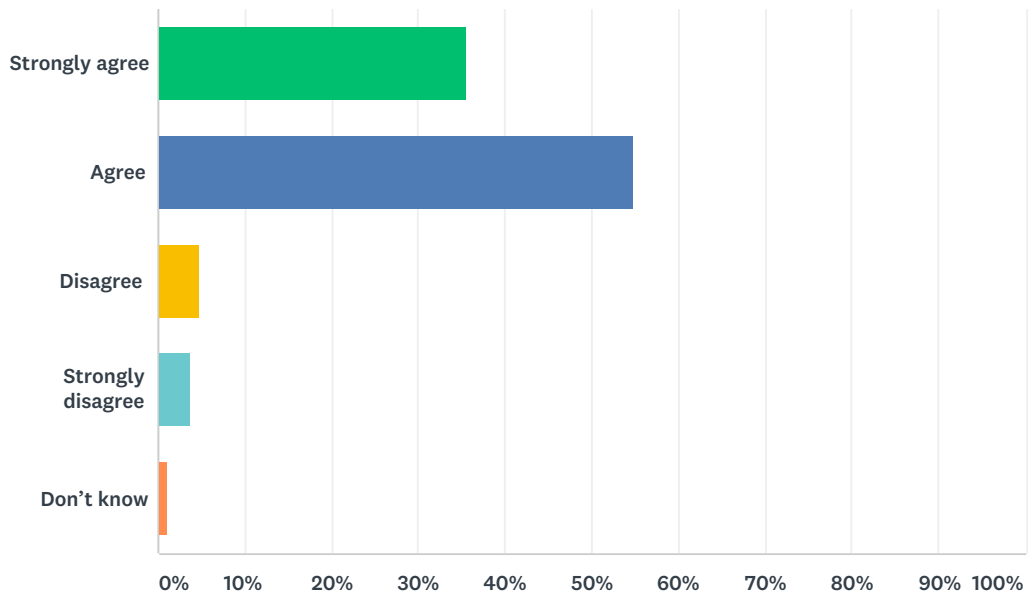
Answered: 103 Skipped: 17



ANSWER CHOICES	RESPONSES	
Strongly satisfied	12.62%	13
Satisfied	64.08%	66
Dissatisfied	6.80%	7
Strongly dissatisfied	0.97%	1
Don't know	15.53%	16
TOTAL		103

Q20 The school keeps me informed about my child's progress and achievement.

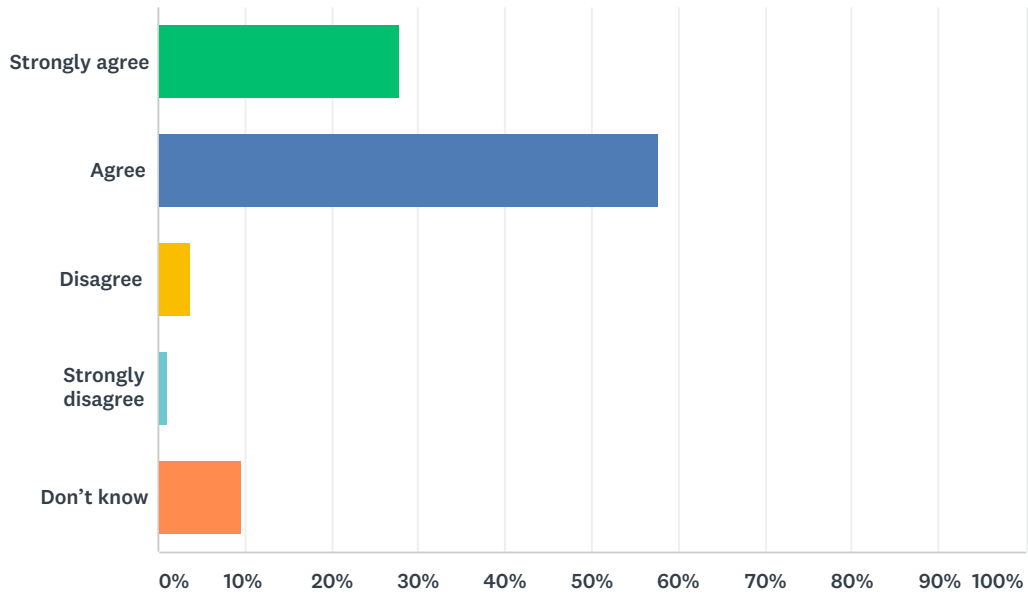
Answered: 104 Skipped: 16



ANSWER CHOICES	RESPONSES	
Strongly agree	35.58%	37
Agree	54.81%	57
Disagree	4.81%	5
Strongly disagree	3.85%	4
Don't know	0.96%	1
TOTAL		104

Q21 There is open and honest communication within my child's school.

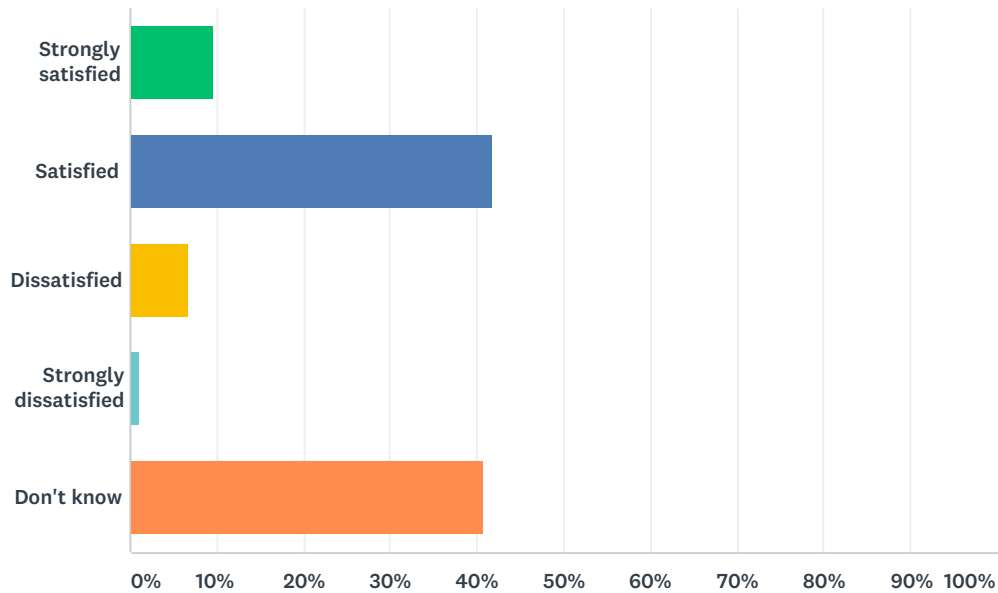
Answered: 104 Skipped: 16



ANSWER CHOICES	RESPONSES	
Strongly agree	27.88%	29
Agree	57.69%	60
Disagree	3.85%	4
Strongly disagree	0.96%	1
Don't know	9.62%	10
TOTAL		104

Q22 How satisfied are you with the community partnerships that may be established at your school? For example: Saffron, KEYS program, Green Certificate, lunch programs, after-school programs, RAP, Tools for School, Scratch Day, Entrepreneurial Adventure, scholarships/grants, etc.

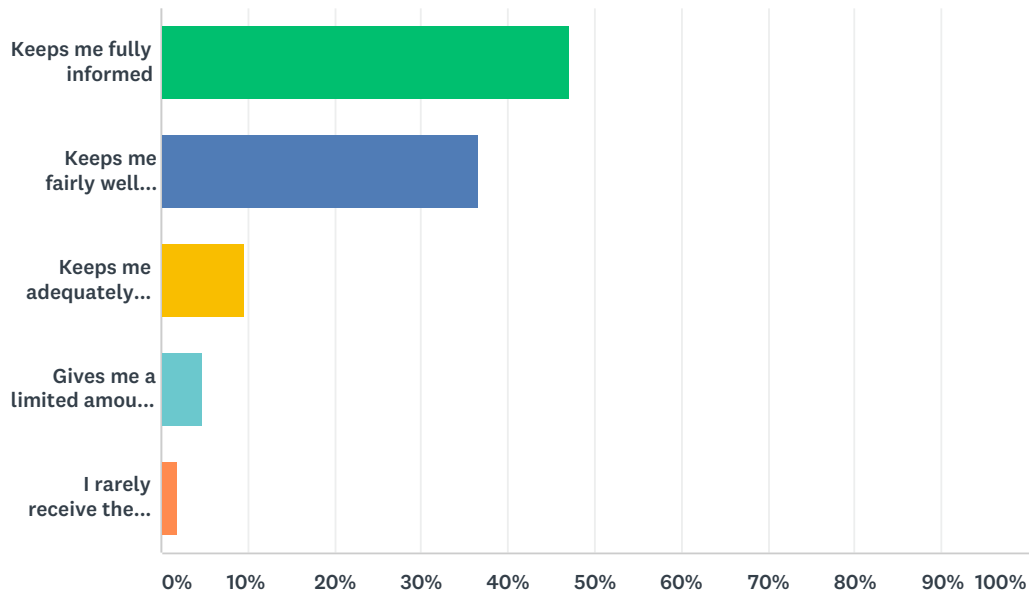
Answered: 103 Skipped: 17



ANSWER CHOICES	RESPONSES	
Strongly satisfied	9.71%	10
Satisfied	41.75%	43
Dissatisfied	6.80%	7
Strongly dissatisfied	0.97%	1
Don't know	40.78%	42
TOTAL		103

Q23 Elk Island Public Schools appreciates the opportunity to stay connected with parents about news, activities, programs and other matters of importance. What is your impression of the communication you receive from your child's school?

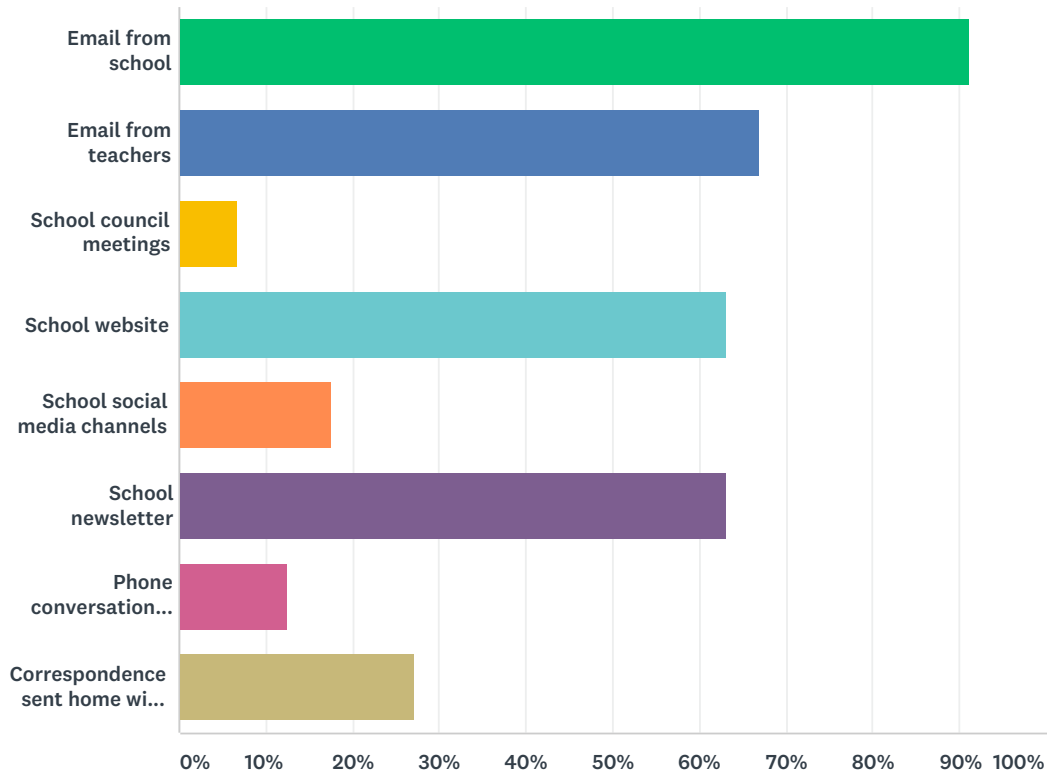
Answered: 104 Skipped: 16



ANSWER CHOICES	RESPONSES	
Keeps me fully informed	47.12%	49
Keeps me fairly well informed	36.54%	38
Keeps me adequately informed	9.62%	10
Gives me a limited amount of information	4.81%	5
I rarely receive the information I need	1.92%	2
TOTAL		104

Q24 Do you regularly make use of the following to keep up to date on school activities, programs, etc.? Check all that apply.

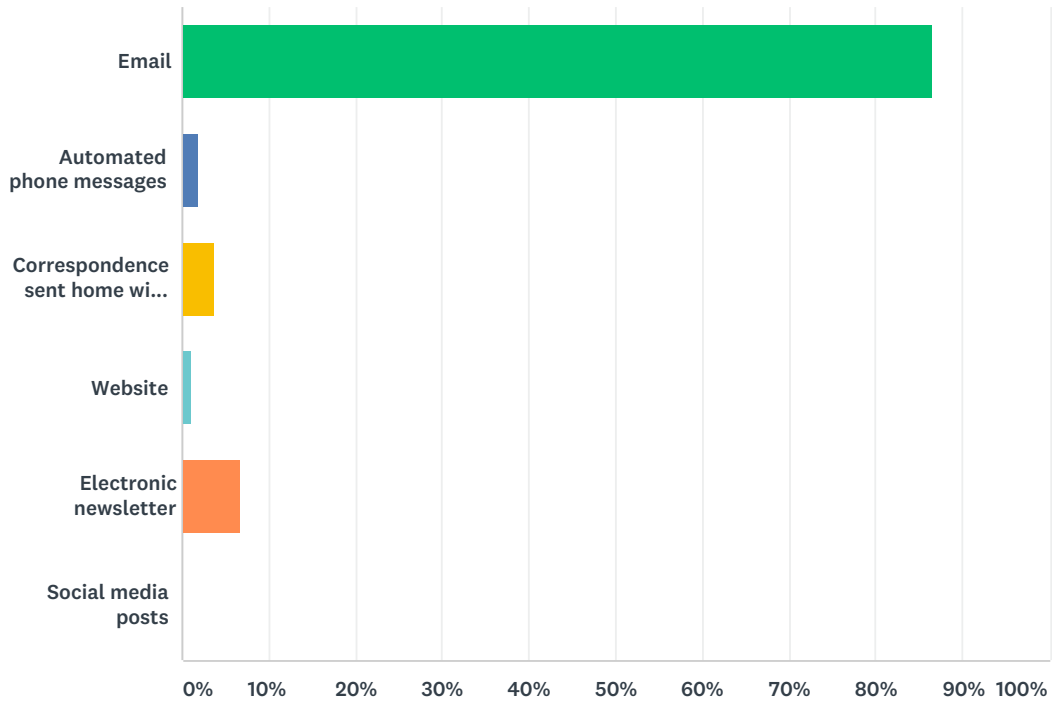
Answered: 103 Skipped: 17



ANSWER CHOICES	RESPONSES	
Email from school	91.26%	94
Email from teachers	66.99%	69
School council meetings	6.80%	7
School website	63.11%	65
School social media channels	17.48%	18
School newsletter	63.11%	65
Phone conversations with the school or teachers	12.62%	13
Correspondence sent home with your child	27.18%	28
Total Respondents: 103		

Q25 What is your most preferred method of communication from the school and Division?

Answered: 104 Skipped: 16

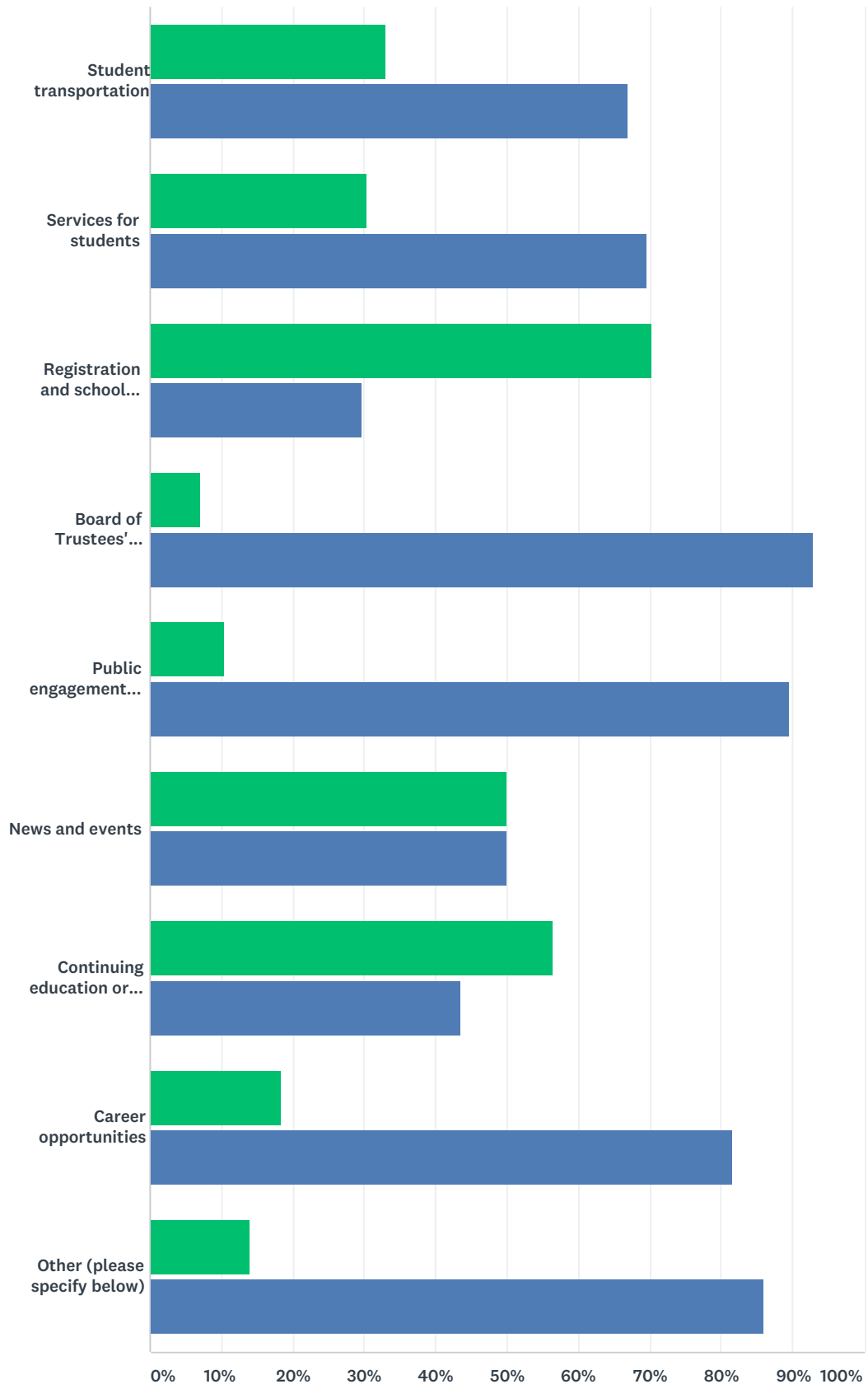


ANSWER CHOICES	RESPONSES	
Email	86.54%	90
Automated phone messages	1.92%	2
Correspondence sent home with your child	3.85%	4
Website	0.96%	1
Electronic newsletter	6.73%	7
Social media posts	0.00%	0
TOTAL		104

Q26 Do you visit the Division website (www.eips.ca) for information on:

Answered: 104 Skipped: 16

EIPS Parent Survey 2018-19




■ Yes
 ■ No

	YES	NO	TOTAL	WEIGHTED AVERAGE
--	-----	----	-------	------------------

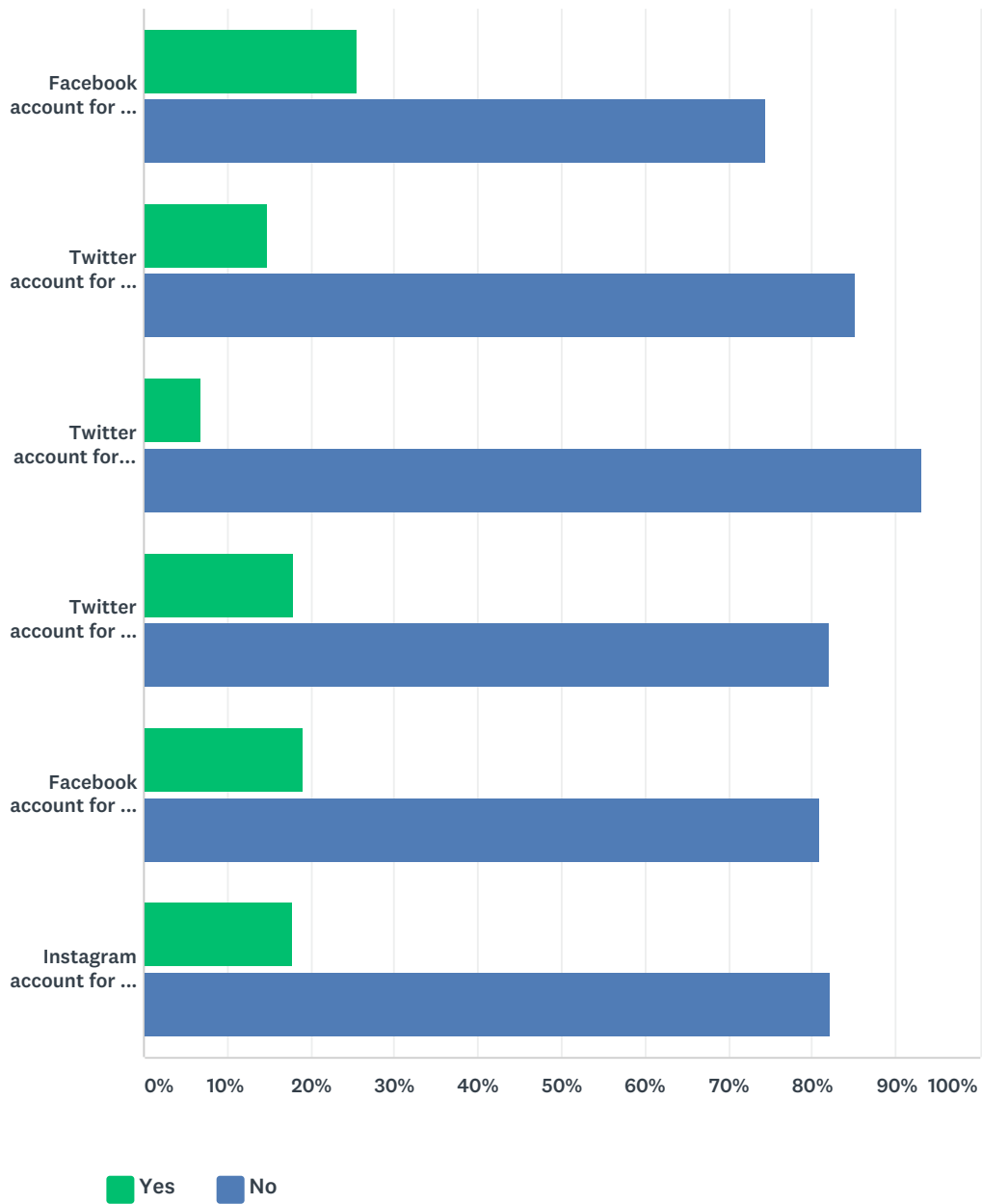
EIPS Parent Survey 2018-19

Student transportation	33.01% 34	66.99% 69	103	1.33
Services for students	30.30% 30	69.70% 69	99	1.30
Registration and school boundaries	70.30% 71	29.70% 30	101	1.70
Board of Trustees' meetings	7.07% 7	92.93% 92	99	1.07
Public engagement initiatives	10.42% 10	89.58% 86	96	1.10
News and events	50.00% 50	50.00% 50	100	1.50
Continuing education or summer courses	56.57% 56	43.43% 43	99	1.57
Career opportunities	18.37% 18	81.63% 80	98	1.18
Other (please specify below)	14.08% 10	85.92% 61	71	1.14

#	OTHER:	DATE
1		3/25/2019 11:47 AM
2	calendar	3/24/2019 8:25 PM
3	Calendar.	3/21/2019 3:02 PM
4	PowerSchool link	3/20/2019 10:46 PM
5	Policies, Regulations	3/17/2019 2:04 PM
6	Calender	3/11/2019 10:50 PM
7	Calendar	3/11/2019 8:50 PM
8	Athletics	3/11/2019 2:21 PM

Q27 The Division and schools often share news and information on social media. Do you follow:

Answered: 103 Skipped: 17



	YES	NO	TOTAL	WEIGHTED AVERAGE
Facebook account for the Division (Facebook.com/ElkIslandPublicSchools)	25.49% 26	74.51% 76	102	1.25
Twitter account for the Division (@eips)	14.85% 15	85.15% 86	101	1.15
Twitter account for EIPS Student Transportation (@eipsST)	6.86% 7	93.14% 95	102	1.07
Twitter account for my child's school	18.00% 18	82.00% 82	100	1.18

EIPS Parent Survey 2018-19

Facebook account for my child's school, if applicable	19.00%	81.00%		
	19	81	100	1.19
<hr/>				
Instagram account for my child's school, if applicable	17.82%	82.18%		
	18	83	101	1.18